

This report is created by Hocking College Administrator at 2018-06-08 14:04:59

## My Reports - Assessment Report

### General Information

<b>Title</b>	2017-18 Summative Assessment BUS
<b>Description</b>	Program & Success Skills
<b>Institution</b>	OH: Hocking College
<b>Assessment Rubric</b>	Institutional Assessment_(CE) Communicates Effectively - Rubric: (CE) Communicates Effectively (Hocking College Administrator) Institutional Assessment_(ET) Maintains a Code of Ethics - Rubric: (ET) Maintains a Code of Ethics (Hocking College Administrator) Institutional Assessment_(HR) Practices Human Relations Skills - Rubric: (HR) Practices Human Relations Skills (Hocking College Administrator) Institutional Assessment_(MS) Demonstrates Math Skills - Rubric: (MS) Demonstrates Math Skills (Hocking College Administrator) Institutional Assessment_(PA) Maintains Professional Skills and Attitudes - Rubric: (PA) Maintains Professional Skills and Attitudes (Hocking College Administrator) Program: BUS - Outcome 1 - BUS Outcome 1 Rubric (Hocking College Administrator) Program: BUS - Outcome 2 - BUS Outcome 2 Rubric (Hocking College Administrator) Program: BUS - Outcome 3 - BUS Outcome 3 Rubric (Hocking College Administrator) Program: BUS - Outcome 4 - BUS Outcome 4 Rubric (Hocking College Administrator) Program: BUS - Outcome 5 - BUS Outcome 5 Rubric (Hocking College Administrator) Program: BUS - Outcome 6 - BUS Outcome 6 Rubric (Hocking College Administrator) Program: BUS - Outcome 7 - BUS Outcome 7 Rubric (Hocking College Administrator) Program: BUS - Outcome 8 - BUS Outcome 8 Rubric (Hocking College Administrator)
<b>Assessor</b>	Elliott, Brandon <elliottb> Elliott, Scott <sle2115>
<b>Assessment Type</b>	Summative
<b>Inter-Rater Summary</b>	Y

**Rubric: BUS Outcome 1 Rubric**

	Exemplary (4 pts)	Proficient (3 pts)	Performing (2 pts)	Emerging (1 pts)	Mean	Mode	Stdev
Structure their Economics of One Unit and variable expenses in an accurate and cost effective manner	14	1	0	0	3.933	4.000	0.249
Identify monthly fixed expenses, and calculate how those expenses affect projected yearly income	14	1	0	0	3.933	4.000	0.249
Clearly identify how outstanding debt, generation of capital, and operational income will be used and how this compares to industry	14	1	0	0	3.933	4.000	0.249
Student uses Excel or Calculates math equations and finance data accurately	14	1	0	0	3.933	4.000	0.249
Determine the amount of capital necessary to start their business	13	2	0	0	3.867	4.000	0.340
Calculations of capital raising goals are expressed with accurate financial data	15	0	0	0	4.000	4.000	0.000
Analytical ratios (Quick Ratio, Acid Ratio, Turnover Ratio for example) are utilized and accurately calculated	14	1	0	0	3.933	4.000	0.249
Ratio formats are correct and math equations are calculated correctly	15	0	0	0	4.000	4.000	0.000

Structure their Economics of One Unit and variable expenses in an accurate and cost effective manner	14 (93.33%)	1 (6.67%)
Identify monthly fixed expenses, and calculate how those expenses affect projected yearly income	14 (93.33%)	1 (6.67%)
Clearly identify how outstanding debt, generation of capital, and operational income will be used and how this compares to industry	14 (93.33%)	1 (6.67%)
Student uses Excel or Calculates math equations and finance data accurately	14 (93.33%)	1 (6.67%)
Determine the amount of capital necessary to start their business	13 (86.67%)	2 (13.33%)
Calculations of capital raising goals are expressed with accurate financial data	15 (100.00%)	
Analytical ratios (Quick Ratio, Acid Ratio, Turnover Ratio for example) are utilized and accurately calculated	14 (93.33%)	1 (6.67%)
Ratio formats are correct and math equations are calculated correctly	15 (100.00%)	
	<div><div></div> Exemplary</div>	<div><div></div> Proficient</div>
		<div><div></div> Performing</div>
		<div><div></div> Emerging</div>

**Inter-Rater Summary**

	Elliott, Brandon	Elliott, Scott	Mean	Stdev
Structure their Economics of One Unit and variable expenses in an accurate and cost effective manner	3.000	4.000	3.500	0.707
Identify monthly fixed expenses, and calculate how those expenses affect projected yearly income	3.000	4.000	3.500	0.707
Clearly identify how outstanding debt, generation of capital, and operational income will be used and how this compares to industry	3.000	4.000	3.500	0.707
Student uses Excel or Calculates math equations and finance data accurately	3.000	4.000	3.500	0.707
Determine the amount of capital necessary to start their business	3.000	3.929	3.464	0.657
Calculations of capital raising goals are expressed with accurate financial data	4.000	4.000	4.000	0.000
Analytical ratios (Quick Ratio, Acid Ratio, Turnover Ratio for example) are utilized and accurately calculated	4.000	3.929	3.964	0.051
Ratio formats are correct and math equations are calculated correctly	4.000	4.000	4.000	0.000

Rubric: BUS Outcome 2 Rubric

	Exemplary (4 pts)	Proficient (3 pts)	Performing (2 pts)	Emerging (1 pts)	Mean	Mode	Stdev
Definition of Unit is identified and controls in place for measurement of production	16	0	1	0	3.882	4.000	0.471
Profit Margins are calculated taking into consideration business costs, both fixed/variable, internal/external costs	15	2	0	0	3.882	4.000	0.322
Capital investment and ongoing capital recognition	15	2	0	0	3.882	4.000	0.322

Definition of Unit is identified and controls in place for measurement of production

16 (94.12%)

1 (5.88%)

Profit Margins are calculated taking into consideration business costs, both fixed/variable, internal/external costs

15 (88.24%)

2 (11.76%)

Capital investment and ongoing capital recognition

15 (88.24%)

2 (11.76%)

Exemplary

Proficient

Performing

Emerging

Inter-Rater Summary

	Elliott, Brandon	Elliott, Scott	Mean	Stdev
Definition of Unit is identified and controls in place for measurement of production	4.000	3.875	3.938	0.088
Profit Margins are calculated taking into consideration business costs, both fixed/variable, internal/external costs	3.000	3.938	3.469	0.663
Capital investment and ongoing capital recognition	3.000	3.938	3.469	0.663

**Rubric: BUS Outcome 3 Rubric**

	Exemplary (4 pts)	Proficient (3 pts)	Performing (2 pts)	Emerging (1 pts)	Mean	Mode	Stdev
Compared both existing legislation (precedential law) and case law with the facts presented in this business plan	14	1	0	0	3.933	4.000	0.249
Identify the legal issues in the business plan and operations	14	1	0	0	3.933	4.000	0.249
Identify the laws and legal precedents that pertain to the legal issues	14	1	0	0	3.933	4.000	0.249

Compared both existing legislation (precedential law) and case law with the facts presented in this business plan	14 (93.33%)	1 (6.67%)		
Identify the legal issues in the business plan and operations	14 (93.33%)	1 (6.67%)		
Identify the laws and legal precedents that pertain to the legal issues	14 (93.33%)	1 (6.67%)		
	<div><div></div> Exemplary</div>	<div><div></div> Proficient</div>	<div><div></div> Performing</div>	<div><div></div> Emerging</div>

**Inter-Rater Summary**

	Elliott, Brandon	Elliott, Scott	Mean	Stdev
Compared both existing legislation (precedential law) and case law with the facts presented in this business plan	4.000	3.929	3.964	0.051
Identify the legal issues in the business plan and operations	4.000	3.929	3.964	0.051
Identify the laws and legal precedents that pertain to the legal issues	4.000	3.929	3.964	0.051

**Rubric: BUS Outcome 4 Rubric**

	Exemplary (4 pts)	Proficient (3 pts)	Performing (2 pts)	Emerging (1 pts)	Mean	Mode	Stdev
Identify Industry Name (Category) using identifiers such as UCC (will differ with industry)	15	0	0	1	3.812	4.000	0.726
Potential customers available versus competitive nature of market	13	2	0	1	3.688	4.000	0.768
Who will comprise our market base	13	2	1	0	3.750	4.000	0.559
Direct Competitors	11	3	1	1	3.500	4.000	0.866
Indirect Competitors	13	1	1	1	3.625	4.000	0.857
Competitive Advantage	13	2	0	1	3.688	4.000	0.768
Growth strategies	15	0	1	0	3.875	4.000	0.484
Potential barriers	14	1	1	0	3.812	4.000	0.527

Identify Industry Name (Category) using identifiers such as UCC (will differ with industry)	15 (93.75%)			1 (6.25%)
Potential customers available versus competitive nature of market	13 (81.25%)		2 (12.50%)	1 (6.25%)
Who will comprise our market base	13 (81.25%)		2 (12.50%)	1 (6.25%)
Direct Competitors	11 (68.75%)		3 (18.75%)	1 (6.25%)
Indirect Competitors	13 (81.25%)		1 (6.25%)	1 (6.25%)
Competitive Advantage	13 (81.25%)		2 (12.50%)	1 (6.25%)
Growth strategies	15 (93.75%)			1 (6.25%)
Potential barriers	14 (87.50%)		1 (6.25%)	1 (6.25%)
	Exemplary	Proficient	Performing	Emerging

**Inter-Rater Summary**

	Elliott, Brandon	Elliott, Scott	Mean	Stdev
Identify Industry Name (Category) using identifiers such as UCC (will differ with industry)	4.000	3.800	3.900	0.141
Potential customers available versus competitive nature of market	3.000	3.733	3.367	0.519
Who will comprise our market base	4.000	3.733	3.867	0.189
Direct Competitors	3.000	3.533	3.267	0.377
Indirect Competitors	3.000	3.667	3.333	0.471
Competitive Advantage	3.000	3.733	3.367	0.519
Growth strategies	4.000	3.867	3.933	0.094
Potential barriers	3.000	3.867	3.433	0.613

**Rubric: BUS Outcome 5 Rubric**

	Exemplary (4 pts)	Proficient (3 pts)	Performing (2 pts)	Emerging (1 pts)	Mean	Mode	Stdev
Social Responsibility/ Sustainability	14	1	0	0	3.933	4.000	0.249
Identify ethical issues and articulate importance of ethical standards and behavior	14	1	0	0	3.933	4.000	0.249
Application of ethical theory and models	15	0	0	0	4.000	4.000	0.000

**Inter-Rater Summary**

	Elliott, Brandon	Elliott, Scott	Mean	Stdev
Social Responsibility/ Sustainability	4.000	3.929	3.964	0.051
Identify ethical issues and articulate importance of ethical standards and behavior	4.000	3.929	3.964	0.051
Application of ethical theory and models	4.000	4.000	4.000	0.000

Rubric: BUS Outcome 6 Rubric

	Exemplary (4 pts)	Proficient (3 pts)	Performing (2 pts)	Emerging (1 pts)	Mean	Mode	Stdev
Management Plan	15	1	1	0	3.824	4.000	0.513
Operational Plan	15	2	0	0	3.882	4.000	0.322




Inter-Rater Summary

	Elliott, Brandon	Elliott, Scott	Mean	Stdev
Management Plan	4.000	3.812	3.906	0.133
Operational Plan	4.000	3.875	3.938	0.088

**Rubric: BUS Outcome 7 Rubric**

	Exemplary (4 pts)	Proficient (3 pts)	Performing (2 pts)	Emerging (1 pts)	Mean	Mode	Stdev
Business is logically structured, chain of command clearly identified	17	0	0	0	4.000	4.000	0.000
Relates the "fit" of business to locality, customer base, customer access	16	1	0	0	3.941	4.000	0.235
Create effective strategies to sell to and retain customers in their target market	17	0	0	0	4.000	4.000	0.000
Use primary and secondary research to realistically forecast future sales	16	0	1	0	3.882	4.000	0.471

**Inter-Rater Summary**

	Elliott, Brandon	Elliott, Scott	Mean	Stdev
Business is logically structured, chain of command clearly identified	4.000	4.000	4.000	0.000
Relates the "fit" of business to locality, customer base, customer access	3.000	4.000	3.500	0.707
Create effective strategies to sell to and retain customers in their target market	4.000	4.000	4.000	0.000
Use primary and secondary research to realistically forecast future sales	4.000	3.875	3.938	0.088



**Rubric: BUS Outcome 8 Rubric**

	Exemplary (4 pts)	Proficient (3 pts)	Performing (2 pts)	Emerging (1 pts)	Mean	Mode	Stdev
Identify a business idea fulfills a want or need that is not being met by existing businesses	14	1	1	0	3.812	4.000	0.527
Explain the relationship between themselves, their business, and their community	15	1	0	0	3.938	4.000	0.242
Student is able to support their position that they are qualified and capable of running and sustaining business operations	15	0	0	1	3.812	4.000	0.726

Identify a business idea fulfills a want or need that is not being met by existing businesses

14 (87.50%)

1 (6.25%)

1 (6.25%)

Explain the relationship between themselves, their business, and their community

15 (93.75%)

1 (6.25%)

Student is able to support their position that they are qualified and capable of running and sustaining business operations

15 (93.75%)

1 (6.25%)



Exemplary



Proficient



Performing



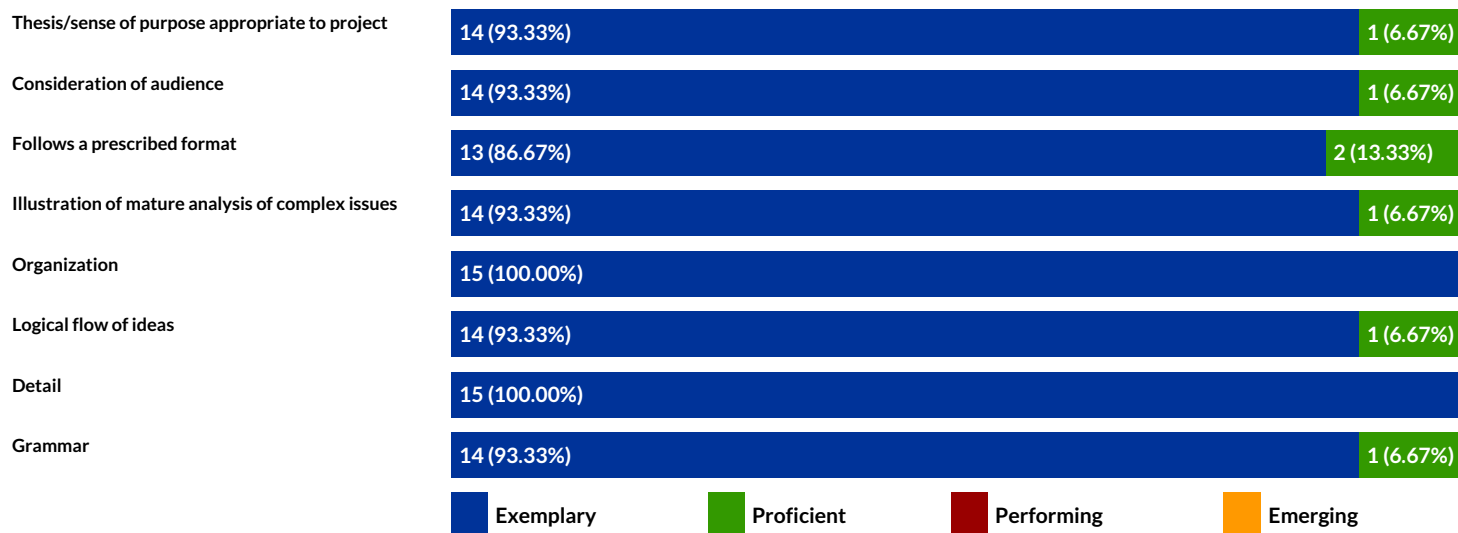
Emerging

**Inter-Rater Summary**

	Elliott, Brandon	Elliott, Scott	Mean	Stdev
Identify a business idea fulfills a want or need that is not being met by existing businesses	3.000	3.867	3.433	0.613
Explain the relationship between themselves, their business, and their community	4.000	3.933	3.967	0.047
Student is able to support their position that they are qualified and capable of running and sustaining business operations	4.000	3.800	3.900	0.141

**Rubric: Rubric: (CE) Communicates Effectively**

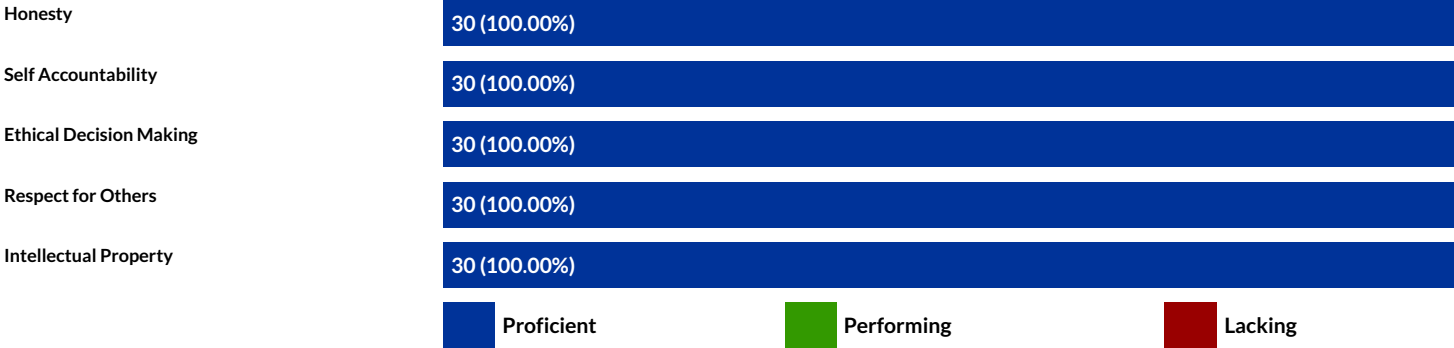
	Exemplary (4 pts)	Proficient (3 pts)	Performing (2 pts)	Emerging (1 pts)	Mean	Mode	Stdev
Thesis/sense of purpose appropriate to project	14	1	0	0	3.933	4.000	0.249
Consideration of audience	14	1	0	0	3.933	4.000	0.249
Follows a prescribed format	13	2	0	0	3.867	4.000	0.340
Illustration of mature analysis of complex issues	14	1	0	0	3.933	4.000	0.249
Organization	15	0	0	0	4.000	4.000	0.000
Logical flow of ideas	14	1	0	0	3.933	4.000	0.249
Detail	15	0	0	0	4.000	4.000	0.000
Grammar	14	1	0	0	3.933	4.000	0.249

**Inter-Rater Summary**

	Elliott, Brandon	Elliott, Scott	Mean	Stdev
Thesis/sense of purpose appropriate to project	4.000	3.929	3.964	0.051
Consideration of audience	4.000	3.929	3.964	0.051
Follows a prescribed format	4.000	3.857	3.929	0.101
Illustration of mature analysis of complex issues	3.000	4.000	3.500	0.707
Organization	4.000	4.000	4.000	0.000
Logical flow of ideas	4.000	3.929	3.964	0.051
Detail	4.000	4.000	4.000	0.000
Grammar	3.000	4.000	3.500	0.707

Rubric: Rubric: (ET) Maintains a Code of Ethics

	Proficient (4 pts)	Performing (2 pts)	Lacking (0 pts)	Mean	Mode	Stdev
Honesty	30	0	0	4.000	4.000	0.000
Self Accountability	30	0	0	4.000	4.000	0.000
Ethical Decision Making	30	0	0	4.000	4.000	0.000
Respect for Others	30	0	0	4.000	4.000	0.000
Intellectual Property	30	0	0	4.000	4.000	0.000



Inter-Rater Summary

	Elliott, Brandon	Elliott, Scott	Mean	Stdev
Honesty	4.000	4.000	4.000	0.000
Self Accountability	4.000	4.000	4.000	0.000
Ethical Decision Making	4.000	4.000	4.000	0.000
Respect for Others	4.000	4.000	4.000	0.000
Intellectual Property	4.000	4.000	4.000	0.000

Rubric: Rubric: (HR) Practices Human Relations Skills

	Exemplary (4 pts)	Proficient (3 pts)	Performing (2 pts)	Emerging (1 pts)	Mean	Mode	Stdev
Interpersonal Skills	15	0	0	0	4.000	4.000	0.000
Group Work	14	1	0	0	3.933	4.000	0.249
Conflict Management	14	1	0	0	3.933	4.000	0.249



Inter-Rater Summary

	Elliott, Brandon	Elliott, Scott	Mean	Stdev
Interpersonal Skills	4.000	4.000	4.000	0.000
Group Work	4.000	3.929	3.964	0.051
Conflict Management	4.000	3.929	3.964	0.051

Rubric: Rubric: (MS) Demonstrates Math Skills

	Exemplary (4 pts)	Proficient (3 pts)	Performing (2 pts)	Emerging (1 pts)	Mean	Mode	Stdev
Skills	14	1	0	0	3.933	4.000	0.249
Calculations	14	1	0	0	3.933	4.000	0.249
Format	14	1	0	0	3.933	4.000	0.249



Inter-Rater Summary

	Elliott, Brandon	Elliott, Scott	Mean	Stdev
Skills	4.000	3.929	3.964	0.051
Calculations	4.000	3.929	3.964	0.051
Format	3.000	4.000	3.500	0.707

Rubric: Rubric: (PA) Maintains Professional Skills and Attitudes

	Exemplary (4 pts)	Proficient (3 pts)	Performing (2 pts)	Emerging (1 pts)	Mean	Mode	Stdev
Performance	14	1	0	0	3.933	4.000	0.249
Supervision & Leadership	14	1	0	0	3.933	4.000	0.249
Professional Image	14	1	0	0	3.933	4.000	0.249
Health & Safety	14	1	0	0	3.933	4.000	0.249
Job Readiness	14	1	0	0	3.933	4.000	0.249
Performance	14 (93.33%)						1 (6.67%)
Supervision & Leadership	14 (93.33%)						1 (6.67%)
Professional Image	14 (93.33%)						1 (6.67%)
Health & Safety	14 (93.33%)						1 (6.67%)
Job Readiness	14 (93.33%)						1 (6.67%)
	<div></div> Exemplary	<div></div> Proficient	<div></div> Performing	<div></div> Emerging			

Inter-Rater Summary

	Elliott, Brandon	Elliott, Scott	Mean	Stdev
Performance	4.000	3.929	3.964	0.051
Supervision & Leadership	4.000	3.929	3.964	0.051
Professional Image	4.000	3.929	3.964	0.051
Health & Safety	4.000	3.929	3.964	0.051
Job Readiness	4.000	3.929	3.964	0.051